

Key figures 2016/17

Sales Volume
1.9 million tonnes

+4.4%

EBIT
CHF 488.2 million

+22.3%

in local currencies

Net Profit
CHF 302.9 million

+39.6%

in local currencies

Free cash flow
CHF 475.6 million

+10.9%

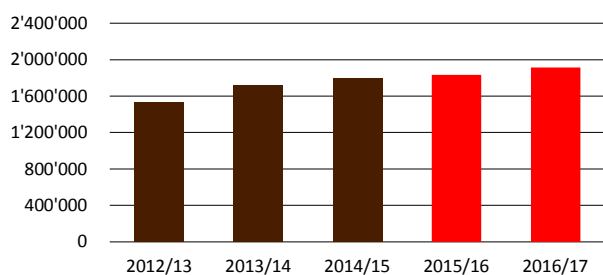
in local currencies

Dividend
CHF 20.00 per share

+29.0%

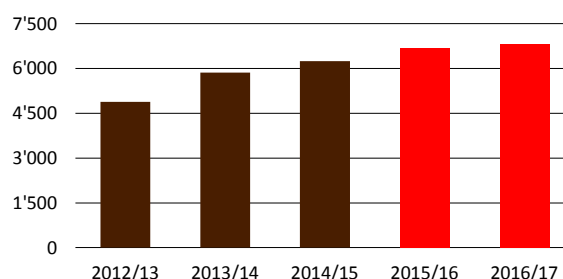
Sales Volume

In tonnes



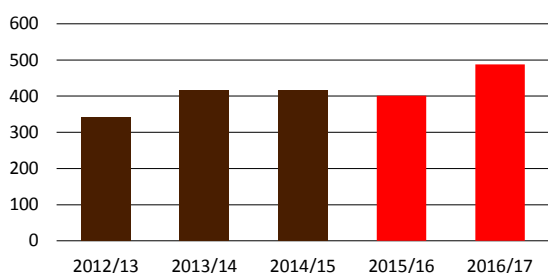
Sales Revenue

In CHF million



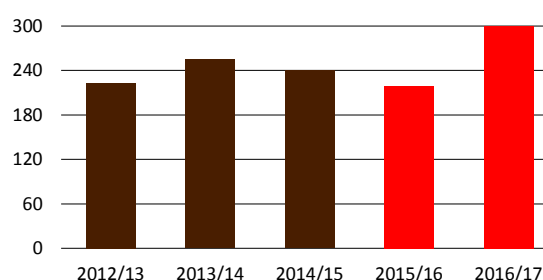
EBIT

In CHF million



Net profit for the year

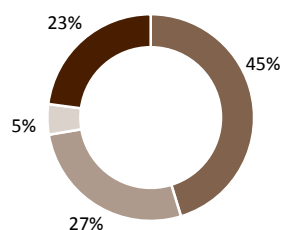
In CHF million



Sales Volume by Region

In tonnes

EMEA	866,498
Americas	518,359
Asia Pacific	91,020
Global Cocoa	438,434



Sales Volume by Product Group

In tonnes

Food Manufacturers Products	1,251,237
Cocoa Products	438,434
Gourmet & Specialties Products	224,640

